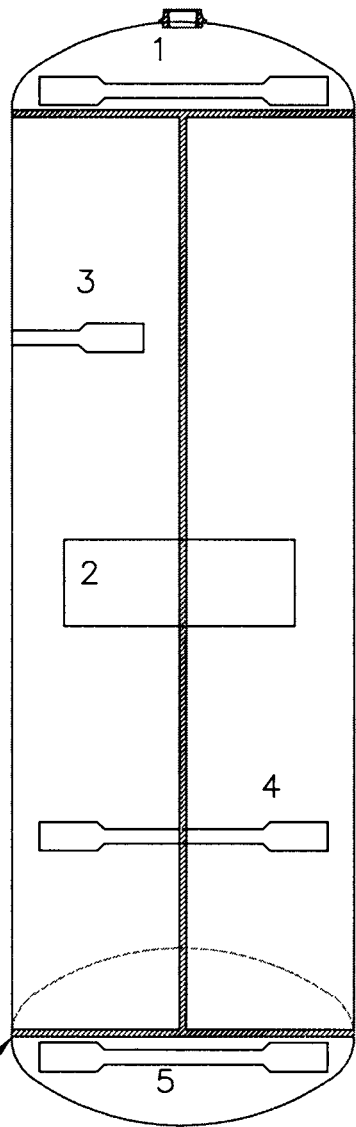
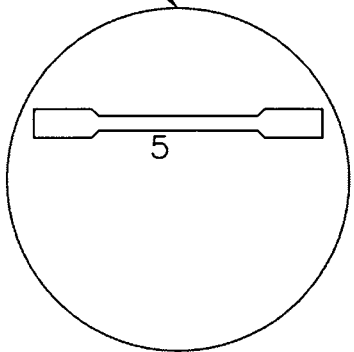



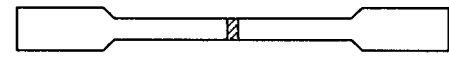
ALTERNATIVE LOCATIONS



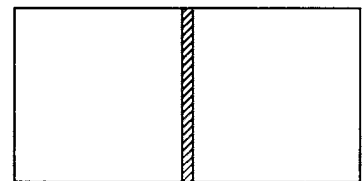
OPTIONAL, CONVEX HEAD
SAMPLE TO BE TAKEN FROM HEAD



PARENT MATERIAL TEST
SAMPLE 1 & 3 & 5



WELD TENSILE TEST
SAMPLE 4



WELD BEND TEST
SAMPLE 2

THIS FIGURE ILLUSTRATES THE PROPER TENSILE LOCATION FOR A 2 PIECE CYLINDER THAT HAVE DEEP DRAWN HEADS.

FIGURE #3